



Act One Presents...

Arizona's Arts in Education Week

# EDUCATOR TOOLKIT



September 12-18, 2021

# The Purpose.

Welcome to the Arizona's Arts in Education Toolkit!

Here you will find ideas on how to **Participate**, **Celebrate**, and **Advocate** for arts in education. We've broken up the toolkit in three ways to get involved that engages your students, peers, parents, and community!

First, **Participate** in creating art together.

Second, **Celebrate** your creativity and love of the arts.

Third, **Advocate** for the importance of arts education.

Thank you for bringing the arts to your students and school! Whether a performance, exhibit, class, or open house, local celebrations are a great way to bring attention to the cause of arts education.


We encourage you to inform Arizona's classrooms, schools, and district celebrations to participate in **National Arts in Education Week!**



# The History.

National Arts in Education Week is a national celebration recognizing the transformative power of the arts in education. Passed by Congress in 2010, House Resolution 275 designates the Week that follows the second Sunday of September as **National Arts in Education Week!**

The celebration brings attention to the cause of arts education for elected officials and educational decision-makers across the country and supports equitable access to the arts for all learners.



# Our Why.

**Act One** is an Arizona-based non-profit organization that provides meaningful arts experiences to K-12 students in Title I schools, and their families, in efforts to enhance their academic and creative potential.



Founded in 2011 with a single vision:  
**To provide access to the arts for all of Arizona's students.**

A bright, airy classroom with large windows in the background. Several young students are seated at their desks. In the foreground, a girl with long dark hair is partially visible on the left. Behind her, another student is raising their hand. In the center, a boy is smiling and looking towards the right. To his right, a girl with curly hair is also smiling and raising her hand. The overall atmosphere is positive and engaged.

**PARTICIPATE**



"The Typewriter Song is a personal favorite for when my class was writing!"

**Dr. Beth Maloney, Ed.D., NBCT**  
Director of Arts Education | Act One

1

Play background music in your classroom. Playing classical music during quiet work time has been proven to increase brain activity and decrease disruptive behaviors. Use music as a timer – "when the song is over, you should be finished with..."

2

Include an aesthetic or art section to your rubrics for STEAM projects to encourage creativity. This also increases buy-in from students who don't self-identify as "STEM" kids.

3

Play-Doh Sculptures - When reviewing a topic, give each student a small container of Play-Doh. They can recreate a scene from a novel or a part of a science experiment or one episode in a historical time. Then students can walk around the classroom and see each other's learning, museum-style!

4

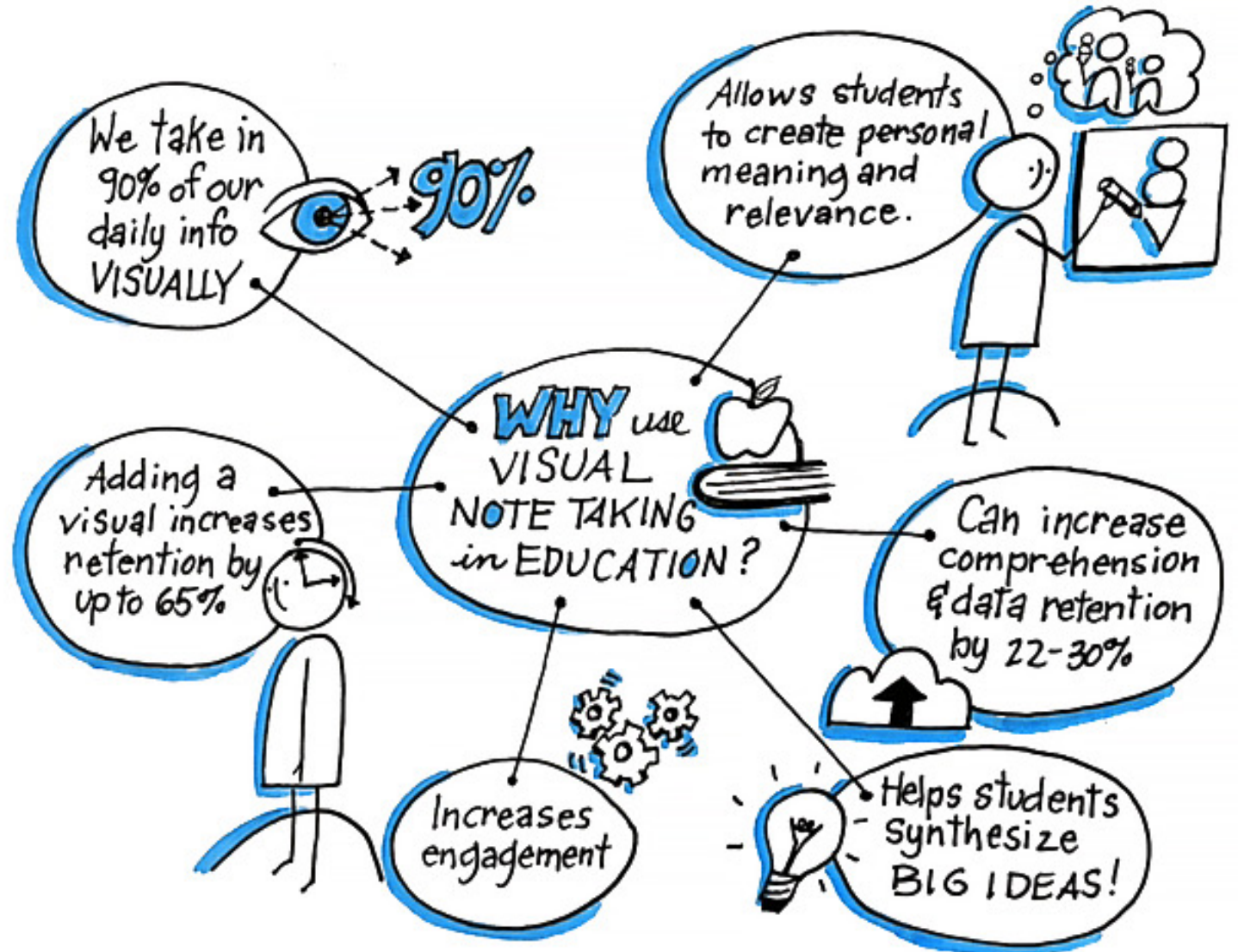
Use a green drop cloth or paint a wall green for green screen videos. Have students create artistic settings (by hand or digital) that they can use as backgrounds for videos. Then have students create or retell stories that they can tell in front of the green screen, which will then place them in the setting of their artwork.

5

Instead of reading texts independently, allow students to act it out Reader's Theatre style. You can keep it simple or add costumes and backdrops. The students can be the stars, or they can create hand or shadow puppets!

# Pictorial Notetaking

When you are presenting or lecturing on a new topic, allow students to draw their notes. Incorporating color, pattern, and icons into their notes will help them engage with the material on a deeper level and remember it longer.



7

Make an arts makerspace and let students explore. Intentionally set out materials that encourage students to be creative. Encourage students to see the value of design in engineering by setting out building materials and supplies to change their aesthetics.

8

Create a station at lunchtime or recess for found art collages or improv parties.

9

Create a station for a sticky note mural with student's favorite type of art and why they love it.

10

Create a Giant chalk mural on your campus.

11

Host a Faculty/Alumni talent and art show.

12

Invite a local artist to visit.





13

## TinkerCAD

“

“A digital option is to have students create designs in TinkerCAD with or without 3D printing. This is an excellent way for students to see the A in STEAM.”

**Jonathan Perrone**

Esperanza Community School



# PARTICIPATE: Home School



1

Create and stock an art station with paints, glue, buttons, scissors, paper, fabric, etc. Let the creation begin!

2

Purchase "How to Draw" books and do one activity a day. Do it with your students to get into the spirit of creativity.

3

Many art museums now have digital collections. Pull up one piece of art a day to view and discuss. Being observant and paying attention to detail is an essential and beneficial skill that students learn when studying and discussing works of art.

4

What artistic hobbies do you enjoy – Needlepoint? Scrapbooking? Hand lettering? Teach your children the craft.

5

Grab a sketchbook and take a nature walk outside, having your children observe and draw what they see.

6

## Culture Pass

Visit your local library and pick up Act One's Culture Pass. Pick up two free passes to visit arts and culture venues across the state!



“The Culture Pass program offers free admission to students, retirees, and low-income families to over 15 art and cultural sites from more than 80 library branches statewide.”

**Anne Osborne**

Program + Administrative Assistant | Act One



A woman with dark hair, wearing a light blue t-shirt, is sitting on the floor and smiling broadly. She is surrounded by two young children. To her left, a boy in a plaid shirt is holding a large yellow tambourine. In front of her, a girl with curly hair, wearing a green shirt and jeans, is also smiling and holding a small wooden instrument. To the right, another child in a red shirt is partially visible, clapping their hands. The background is a classroom wall decorated with colorful drawings of a cat, a dinosaur, a dog, a flower, and a rainbow. A bookshelf with various books is visible on the far right.

**CELEBRATE**

1

Create a school-wide Arts Pep/Arts Proud assembly.

2

Walking band concert around the campus or during lunch.

3

Hallway band/choir performance.

4

Try playing music in the cafeteria or hallways to cut down on noise and create a relaxed, safe environment.

5

*Students Have Talent* - Have a talent show (American Idol-style) where students can enter and compete.





6

## Tik Tok Musicals



“Tik Tok musicals have also become very popular, and having students add content that could fit the various arts disciplines around a centralized theme/topic/work could be very unifying and creative!”

**Taryn Tidwell**

Shepherd Junior High School

7

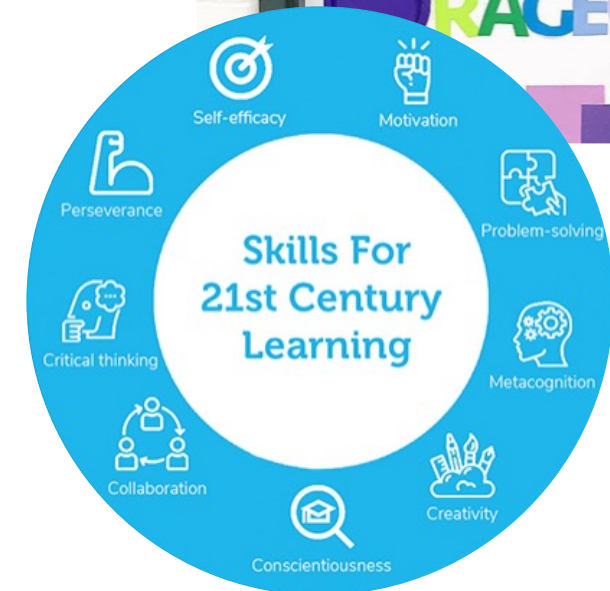
Give students an authentic audience for their art. Create a First Friday-type gallery-style student celebration. Partner with local restaurants, libraries, community centers, TV or radio stations, wherever you can. Help students build pride in their work and let them show it off.

8

Outdoor student film night: project student films on a wall of your school and have an outdoor "camp out."

9

Invite workers who use the arts and creativity in their job, such as engineers and designers, to speak to your class or school about incorporating the design and creative processes and creative problem solving, and the importance of the 4 C's for 21st Century Learning: critical thinking, communication, collaboration, and creativity.



10

## Building Collaboration



“Introducing elementary students to the arts through students at the upper level is a great motivator. Look at what the older kids are accomplishing! Create a video, brochure, podcast, etc., to advertise art classes, band, orchestra, dance, and PE classes/opportunities. And with a year of tech experience, I bet the kids could take this project on themselves in many schools!”

**Elaine Veatch**

Longfellow Elementary School





1

Idea from Peoria School District: District Office or School Site hosts a staff-guided painting event.

2

Combined concerts or events or district-wide one-act/individual event/art showcase.

3

Create and host a district arts night or weekend event.

4

Partner with local libraries or community centers to celebrate and share local school performances and showcase student work.



# ADVOCATE

✉ 23

♥ 17



1 New Message

★ 22

Comment



Like

Connect with your friend ...

👤 14

1

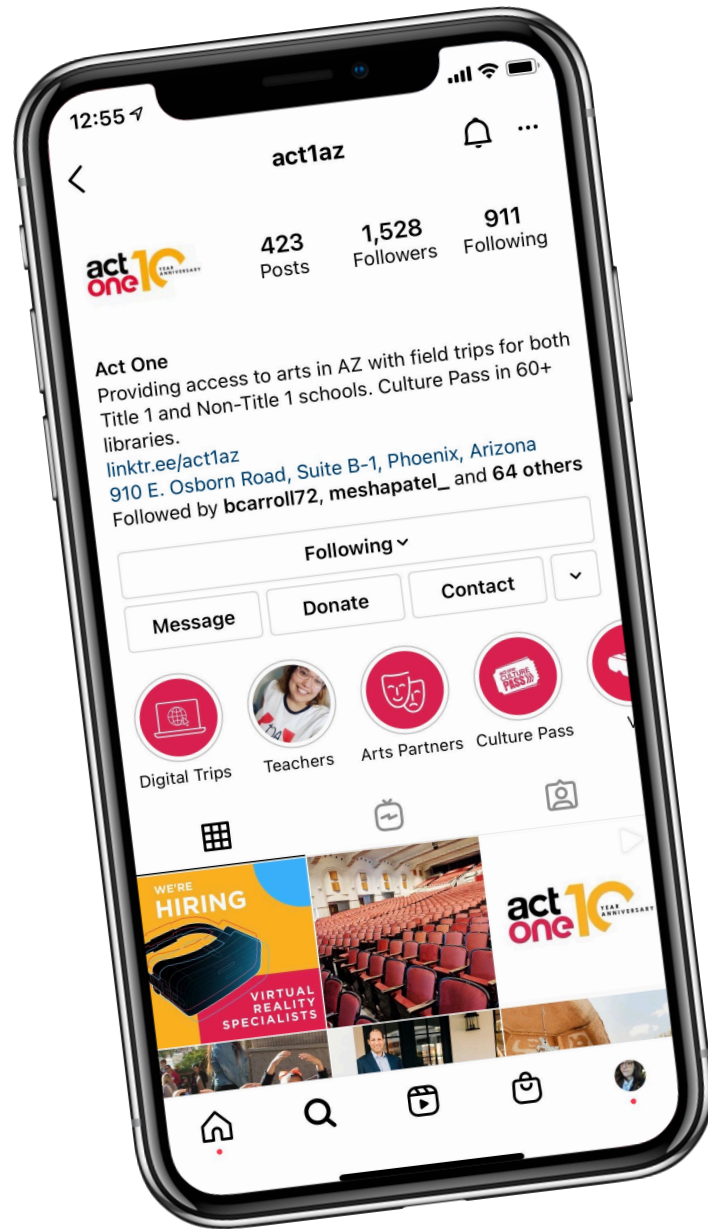
## Share Your Why

During **#ArtsEdWeek**, be sure to engage with this year's campaign, **#BecauseOfArtsEd**.

This is your chance to tell your personal story, share a video or picture of the transformative power of the arts in education on Tik Tok, Facebook, Instagram, LinkedIn, YouTube, or Twitter.

**Tag Us! @act1az**





2

Post a video. Capture your **#BecauseOfArtsEd** story on video and share it with the world. Be sure to include **#ArtsEdWeek** and **#BecauseOfArtsEd** in the description and share it on social media.

3

Invite key decision-makers from your school or city to your classroom and school celebration events. Is there an opportunity for them to speak about the power of the arts?

4

Tell your local media about any events and celebrations.

5

Consider writing an Op-Ed in your local paper about the power of the arts and the local celebration.

6

Check out the **#ArtsEdWeek** feed to see what others are doing around the country!

7

Post on Facebook. Tell the world your **#BecauseOfArtsEd** story on Facebook. Let us know what you are doing now in work and life and how arts education has a positive impact with a photo.

8

Send a tweet. Share your quick **#Sharing** story on Twitter. Be sure to include an image or video along with **#ArtsEdWeek**.



“We will be advocating for arts education this year with fun team art projects which we’ll share with our pals on social media!”

**Hanna Schehr**

Field Trip Manager | Act One

act one Act1az  
@act1az



Share local art with your students via digital field trip. **#BecauseOfArtsEd**



13 September 2021



**CONTACT US.**

# Have Questions?



**Beth Maloney, Ed.D., NBCT**  
Director of Arts Education  
Bmaloney@act1az.org  
602.343.6225

**Contact Us. Subscribe. Follow.**  
**www.act1az.org | 602.343.6239 | @act1az**

